

# LC PLASMA TORCHES

## CONSUMABLES & ACCESSORIES

---



Lincoln Electric Iberia S.L.  
Ctra. Laureà Miró 396-398  
08980 Sant Feliu de Llobregat (Barcelona), Spain  
[www.lincolnelectric.eu](http://www.lincolnelectric.eu)

## EU DECLARATION OF CONFORMITY



Manufacturer and technical  
documentation holder:

**Lincoln Electric Iberia S.L.  
Ctra. Laureà Miró 396-398  
08980 Sant Feliu de Llobregat (Barcelona)  
Spain**

This declaration of conformity is issued under the sole responsibility of the manufacturer.

Object of the declaration:

Welding Equipment

**Plasma cutting torches**

Product numbers:

**PTH-C25A-SL-3MR, PTH-061A-CX-7M5A, PTH-061A-CX-15MA, PTM-061A-CX-7M5A, PTM-061A-CX-15MA, PTH-101A-CX-7M5A, PTH-101A-CX-15MA, PTM-101A-CX-7M5A, PTM-101A-CX-15MA, W000278170, W000371687, W100000325, W100000327**

The object of the declaration described above is in conformity with the relevant Union harmonisation legislation:

Is in conformity with Council Directives  
and amendments:

**Low Voltage Directive 2014/35/EU  
RoHS Directive 2011/65/EU**

References to the relevant harmonized standards used, and references to the other technical specifications in relation to which conformity is declared:

**EN 60974-7: 2013 ; Arc Welding Equipment -Part 7:  
Torches**

Signed for and on Behalf of:  
Lincoln Electric Iberia S.L.

A handwritten signature in black ink that reads "Daniel Pleśniak".

Daniel Pleśniak, Manufacturer

Product Manager

Retail Equipment and Guns & Torches EMEAR

Barcelona, November 23, 2022

# UK DECLARATION OF CONFORMITY



Manufacturer and technical documentation holder:

**Lincoln Electric Iberia S.L.**  
**Carretera Laureà Miró 396-398**  
**08980 Sant Feliu de Llobregat (Barcelona)**  
**Spain**  
**+ 34 93 685 96 00**

Authorised Representative

**Lincoln Electric UK Ltd**  
**Mansfield Road, Aston Sheffield S26 2BS,**  
**England**

This declaration of conformity is issued under the sole responsibility of the manufacturer.

Object of the declaration:  
Welding Equipment

**Plasma cutting torches**

Product numbers:

**PTH-C25A-SL-3MR, PTH-061A-CX-7M5A, PTH-061A-CX-15MA, PTM-061A-CX-7M5A, PTM-061A-CX-15MA, PTH-101A-CX-7M5A, PTH-101A-CX-15MA, PTM-101A-CX-7M5A, PTM-101A-CX-15MA, W000278170, W000371687, W100000325, W100000327**

The object of the declaration described above is in conformity with the relevant UK Statutory Instruments:

**SI 2016 No. 1101** The Electrical Equipment (Safety) Regulations  
**SI 2012 No. 3032** The Restriction of the Use of Certain Hazardous Substances in Electrical and Electronic Equipment Regulations 2012

References to the relevant designated standards used, and references to the other technical specifications in relation to which conformity is declared:

**BS EN 60974-7:2019** "Arc welding equipment - Part 7: Torches"

Signed for and on Behalf of:  
Lincoln Electric Iberia S.L.

A handwritten signature in black ink that reads "Daniel Pleśniak".

Daniel Pleśniak, Manufacturer

Product Manager

Retail Equipment and Guns & Torches EMEAR  
Barcelona, November 23, 2022





English		<p>Do not dispose of electrical equipment together with normal waste! In observance of European Directive 2012/19/EC on Waste Electrical and Electronic Equipment (WEEE) and its implementation in accordance with national law, electrical equipment that has reached the end of its life must be collected separately and returned to an environmentally compatible recycling facility. As the owner of the equipment, you should get information on approved collection systems from our local representative. By applying this European Directive you will protect the environment and human health!</p>
Italiano		<p>Non gettare le apparecchiature elettriche tra i rifiuti domestici! In ottemperanza alla Direttiva Europea 2012/19/CE sui Rifiuti di Apparecchiature Elettriche ed Elettroniche (RAEE) e la sua attuazione in conformità alle norme nazionali, le apparecchiature elettriche esauste devono essere raccolte separatamente e restituite ad una organizzazione di riciclaggio ecocompatibile. Come proprietario dell'apparecchiatura, Lei potrà ricevere informazioni circa il sistema approvato di raccolta, dal nostro rappresentante locale. Applicando questa Direttiva Europea Lei contribuirà a migliorare l'ambiente e la salute!</p>
Deutsch		<p>Werfen Sie Elektrowerkzeuge nicht in den Hausmüll! Gemäss Europäischer Richtlinie 2012/19/EG über Elektro- und Elektronik- Altgeräte (Waste Electrical and Electronic Equipment, WEEE) und Umsetzung in nationales Recht müssen verbrauchte Elektrowerkzeuge getrennt gesammelt und einer umweltgerechten Wiederverwertung zugeführt werden. Als Eigentümer dieser Werkzeuges sollten sie sich Informationen über ein lokales autorisiertes Sammel- bzw. Entsorgungssystem einholen. Mit der Anwendung dieser EU Direktive tragen sie wesentlich zur Schonung der Umwelt und ihrer Gesundheit bei!</p>
Español		<p>No tirar nunca los aparatos eléctricos junto con los residuos en general! De conformidad a la Directiva Europea 2012/19/EC relativa a los Residuos de Equipos Eléctricos o Electrónicos (RAEE) y al acuerdo de la legislación nacional, los equipos eléctricos deberán ser recogidos y reciclados respetando el medioambiente. Como propietario del equipo, deberá informar de los sistemas y lugares apropiados para la recogida de los mismos. Aplicar esta Directiva Europea protegerá el medioambiente y su salud!</p>
Français		<p>Ne pas jeter les appareils électriques avec les déchets ordinaires! Conformément à la Directive Européenne 2012/19/EC relative aux Déchets d'Équipements Électriques ou Électroniques (DEEE), et à sa transposition dans la législation nationale, les appareils électriques doivent être collectés à part et être soumis à un recyclage respectueux de l'environnement. En tant que propriétaire de l'équipement, vous devriez vous informer sur les systèmes de collecte approuvés auprès nos représentants locaux. Appliquer cette Directive Européenne améliorera l'environnement et la santé!</p>
Norsk		<p>Kast ikke elektriske artikler sammen med vanlig søppel. I følge det europeiske direktivet for Elektronisk Søppel og Elektriske Artikler 2002/96/EC (Waste Electrical and Electronic Equipment, WEEE) skal alt avfall kildesorteres og leveres på godkjente plasser i følge loven. Godkjente retur plasser gis av lokale myndigheter. Ved å følge det europeiske direktivet bidrar du til å bevare naturen og den menneskelige helse.</p>
Nederlandse		<p>Gooi elektrische apparatuur nooit bij gewoon afval! Met inachtneming van de Europese Richtlijn 2012/19/EC met betrekking tot Afval van Elektrische en Elektronische Apparatuur (Waste Electrical and Electronic Equipment, WEEE) en de uitvoering daarvan in overeenstemming met nationaal recht, moet elektrische apparatuur, waarvan de levensduur ten einde loopt, apart worden verzameld en worden ingeleverd bij een recycling bedrijf, dat overeenkomstig de milieuwetgeving opereert. Als eigenaar van de apparatuur moet u informatie inwinnen over goedgekeurde verzamelingsystemen van onze vertegenwoordiger ter plaatse. Door het toepassen van deze Europese Richtlijn beschermt u het milieu en ieders gezondheid!</p>
Svenska		<p>Släng inte uttjänt elektrisk utrustning tillsammans med annat avfall! Enligt Europadirektiv 2002/96/EC ang. Uttjänt Elektrisk och Elektronisk Utrustning (Waste Electrical and Electronic Equipment, WEEE) och dess implementering enligt nationella lagar, ska elektrisk utrustning som tjänat ut sorteras separat och lämnas till en miljögodkänd återvinningstation. Som ägare till utrustningen, bör du skaffa information om godkända återvinningssystem från dina lokala myndigheter. Genom att följa detta Europadirektiv bidrar du till att skydda miljö och hälsa!</p>
Polski		<p>Nie wyrzucać sprzętu elektrycznego razem z normalnymi odpadami! Zgodnie z Dyrektywą Europejską 2012/19/EC dotyczącą Pozbywania się zużytego Sprzętu Elektrycznego i Elektronicznego (Waste Electrical and Electronic Equipment, WEEE) i jej wprowadzeniem w życie zgodnie z międzynarodowym prawem, zużyty sprzęt elektryczny musi być składowany oddzielnie i specjalnie utylizowany. Jako właściciel urządzeń powinniście otrzymać informacje o zatwierdzonym systemie składowania od naszego lokalnego przedstawiciela. Stosując te wytyczne bedziesz chronił środowisko i zdrowie człowieka!</p>
Suomi		<p>Älä hävittää sähkölaitteita sekajätteiden mukana! Noudatettaessa Euroopan Unionin Direktiiviä 2012/19/EY Sähkölaite- ja Elektroniikkajätteestä ( WEEE ) ja toteutettaessa sitä sopusoinnussa kansallisen lain kanssa, sähkölaite, joka on tullut elinkaarensa päähän pitää kerätä erilleen ja toimittaa sähkö- ja elektroniikkaromujen keräyspisteeseen. Lisätietoja tämän tuotteen käsittelystä, keräämisestä ja kierrätyksestä saa kunnan ympäristöviranomaisilta. Noudattamalla tätä Euroopan Unionin direktiiviä, autat torjumaan kielteiset ympäristö- ja terveysvaikutukset!</p>
Português		<p>Não deitar fora o equipamento eléctrico juntamente com o lixo normal! Em conformidade com a directiva Europeia 2012/19/EC relativa a Resíduos Eléctricos e Equipamento Eléctricos (REEE) e de acordo com a legislação nacional, os equipamentos deverão ser recolhidos separadamente e reciclados respeitando o meio ambiente. Como proprietário do equipamento, deverá informar-se dos sistemas e lugares apropriados para a recolha dos mesmos. Ao aplicar esta Directiva Europeia protegerá o meio ambiente e a saúde humana!</p>
Русский		<p>Запрещается утилизация электротехнических изделий вместе с обычным мусором! В соблюдении Европейской Директивы 2012/19/EC в отношении использованного электротехнического оборудования "Waste Electrical and Electronic Equipment" (WEEE) и исполнение в соответствии с региональным законодательством, электротехническое оборудование, достигшее окончания срока эксплуатации должно быть собрано на специальные площадки и утилизировано отдельно на соответствующих участках (заводах) по утилизации. Вы, как владелец оборудования, должны получить информацию об сертифицированных площадках для сбора оборудования от нашего локального представительства. Соблюдая Европейскую Директиву по утилизации отработавшего электротехнического оборудования, вы защищаете здоровье людей и окружающую среду от загрязнения!</p>



## WARNING

This equipment must be used by qualified personnel. Be sure that all installation, operation, maintenance and repair procedures are performed only by qualified person. Read and understand this manual before operating this equipment. Failure to follow the instructions in this manual could cause serious personal injury, loss of life, or damage to this equipment. Read and understand the following explanations of the warning symbols. Lincoln Electric is not responsible for damages caused by improper installation, improper care or abnormal operation.

	<p><b>WARNING:</b> This symbol indicates that instructions must be followed to avoid serious personal injury, loss of life, or damage to this equipment. Protect yourself and others from possible serious injury or death.</p>
	<p><b>READ AND UNDERSTAND INSTRUCTIONS:</b> Read and understand this manual before operating this equipment. Plasma cutting or gouging can be hazardous. Failure to follow the instructions in this manual could cause serious personal injury, loss of life, or damage to this equipment.</p>
	<p><b>ELECTRICALLY POWERED EQUIPMENT:</b> Turn off input power using the disconnect switch at the fuse box before working on this equipment. Ground this equipment in accordance with local electrical regulations.</p>
	<p><b>ELECTRIC AND MAGNETIC FIELDS MAY BE DANGEROUS:</b> Electric current flowing through any conductor creates electric and magnetic fields (EMF). EMF fields may interfere with some pacemakers, and welders having a pacemaker shall consult their physician before operating this equipment.</p>
	<p><b>CE COMPLIANCE:</b> This equipment complies with the European Community Directives.</p>
	<p><b>WORK MATERIALS CAN BURN:</b> Cutting generates a large amount of heat. Hot surfaces and materials in work area can cause serious burns. Use gloves and pliers when touching or moving materials in the work area.</p>
	<p><b>SAFETY MARK:</b> This equipment is suitable for supplying power for cutting operations carried out in an environment with increased hazard of electric shock.</p>
	<p><b>EQUIPMENT WEIGHT OVER 30kg:</b> Move this equipment with care and with the help of another person. Lifting may be dangerous for your physical health.</p>
	<p><b>CYLINDER MAY EXPLODE IF DAMAGED:</b> Use only compressed gas cylinders containing the correct shielding gas for the process used and properly operating regulators designed for the gas and pressure used. Always keep cylinders in an upright position securely chained to a fixed support. Do not move or transport gas cylinders with the protection cap removed. Do not allow the torch, work clamp or any other electrically live part to touch a gas cylinder. Gas cylinders must be located away from areas where they may be subjected to physical damage or the cutting process including sparks and heat sources.</p>
	<p>Cutting sparks can cause explosion or fire. Keep flammables away from cutting. Do not cut near flammables. Have a fire extinguisher nearby, and have a watch person ready to use it. Do not cut on drums or any closed container.</p>
	<p>The plasma arc can cause injury and burns. Keep your body away from nozzle and plasma arc. Turn off power before disassembling torch. Do not grip material near cutting path. Wear complete body protection.</p>
	<p>Electric shock from torch or wiring can kill. Wear dry insulating gloves. Do not wear wet or damaged gloves. Protect yourself from electric shock by insulating yourself from work and ground. Disconnect input plug or power before working on machine.</p>

	<p>Breathing cutting fumes can be hazardous to your health. Keep your head out of the fumes. Use forced ventilation or local exhaust to remove the fumes. Use ventilating fan to remove fumes.</p>
	<p>Arc rays can burn eyes and injure skin. Wear hat and safety glasses. Use ear protection and button shirt collar. Use welding helmet with correct shade of filter. Wear complete body protection.</p>
	<p>Become trained and read the instructions before working on the machine or cutting.</p>
	<p>Do not remove or paint over (cover) the label.</p>

# Descripton

LC Plasma torches are designed for plasma cutting and gouging materials including mild steel, stainless steel, aluminum, brass & copper using the LINCOL ELECTRIC plasma cutters:

		Invertec® PC-210	Tomahawk® 1025	Tomahawk® 1538
		K12038-1	K12048-1	K12039-1
LC25 (Hand)	PTH-C25A-SL-3MR	•		
LC65 (Hand)	PTH-061A-CX-7M5A		•	
	PTH-061A-CX-15MA		•	
LC65M (Machine)	PTM-061A-CX-7M5A		•	
	PTM-061A-CX-15MA		•	
LC105 (Hand)	PTH-101A-CX-7M5A			•
	PTH-101A-CX-15MA			•
LC105M (Machine)	PTM-101A-CX-7M5A			•
	PTM-101A-CX-15MA			•

Product Number		Tomahawk® 30K AIR	Prestojet 30K	Citocut 30K	Tomahawk® 45	Prestojet 45	Citocut 45
		K12038-3	W100000320	W100000319	K14391-1	W100000322	W100000321
LC30 (Hand) 4m	W100000325	•	•	•			
LC45 (Hand) 6m	W100000327				•	•	•

## Technical specification

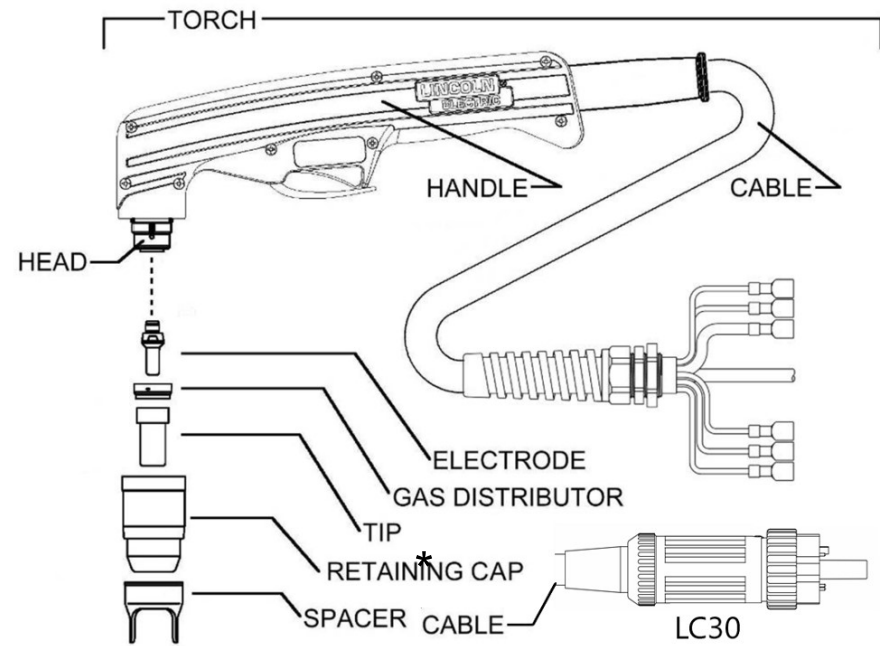
---




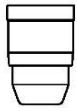

PN.	Method of cutting	Rated current / Duty cycle	Type of gas, flow rate and/or operating pressure	Length of cable	Type of cooling	Max and mini gas pressure (inlet)	Connection
<b>PTH- C25A-SL-3MR</b>	Hand	25 A @ 60%	Air, 96 l/min @ 5,0 bar	3 m	Air	4,8 bar / 6,0 bar	Direct
<b>W100000325</b>	Hand	30 A @ 60%	Air, 125 l/min @ 5,0 bar	4 m	Air	5,0 bar / 6,0 bar	Central Connector
<b>W100000327</b>	Hand	45 A @ 45%	Air, 200 l/min @ 5,0 bar	6 m	Air	5,0 bar / 6,0 bar	Central Connector
<b>PTH- 061A-CX-7M5A</b>	Hand	60 A @ 60%	Air, 130 l/min @ 5,0 bar	7,5 m	Air	4,8 bar / 6,0 bar	Central Connector
<b>PTH- 061A-CX-15A</b>	Hand	60 A @ 60%	Air, 130 l/min @ 5,5 bar	15 m	Air	4,8 bar / 6,0 bar	Central Connector
<b>PTM- 061A-CX-7M5A</b>	Machine	60 A @ 60%	Air, 130 l/min @ 5,0 bar	7,5 m	Air	4,8 bar / 6,0 bar	Central Connector
<b>PTM- 061A-CX-15A</b>	Machine	60 A @ 60%	Air, 130 l/min @ 5,5 bar	15 m	Air	4,8 bar / 6,0 bar	Central Connector
<b>PTH- 101A-CX-7M5A</b>	Hand	100 A @ 60%	Air, 280 l/min @ 5,5 bar	7,5 m	Air	4,8 bar / 6,0 bar	Central Connector
<b>PTH- 101A-CX-15A</b>	Hand	100 A @ 60%	Air, 280 l/min @ 5,8 bar	15 m	Air	4,8 bar / 6,0 bar	Central Connector
<b>PTM- 101A-CX-7M5A</b>	Machine	100 A @ 60%	Air, 280 l/min @ 5,5 bar	7,5 m	Air	4,8 bar / 6,0 bar	Central Connector
<b>PTM- 101A-CX-15MA</b>	Machine	100 A @ 60%	Air, 280 l/min @ 5,8 bar	15 m	Air	4,8 bar / 6,0 bar	Central Connector



## LC25 & LC30

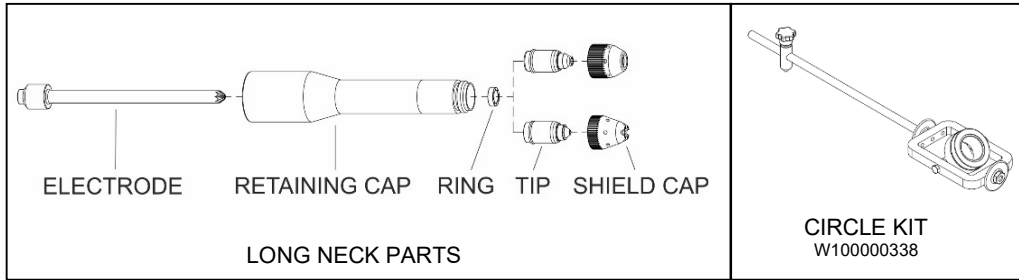
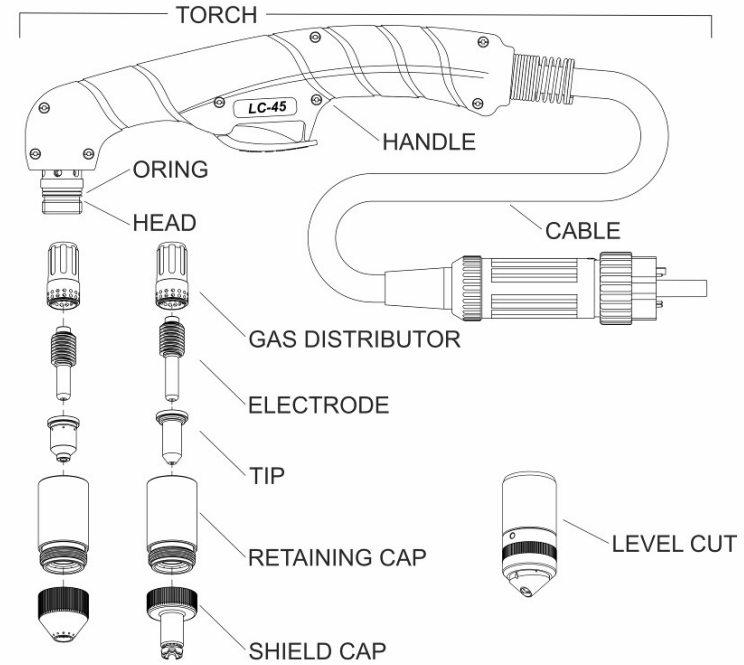
	LC25	LC30
LC25 Torch (Hand 3m) (1pc)	PTH-C25A-SL-3MR	
LC30 Torch (Hand 4m) (1pc)		W100000325
Cable (3m) (1pc)	W0300616R	
Cable (4m) (1pc)		W100000363
Handle (1pc)		W0300601R
Head (1pc)		W0300615R



	Electrode (blister 5pcs)	Gas Distr. (blister 3pcs)	Tip (blister 5pcs)	Retaining Cap (blister 1pc)	Spacer (blister 1pcs)
<b>Cutting process</b>					
<b>25A</b>	W03X0893 -75A	W03X0893 -5R	W03X0893 -76A	W03X0893 -77A	W03X0893 -78R
<b>30A</b>	W03X0893 -75A	W03X0893 -5R	W100000326 0,8mm for LC30	W03X0893 -77A	W03X0893 -78R
<b>EXTERNAL AIR 25A</b>	W03X0893 -75A	W03X0893 -5R	W03X0893 -76A	W100000354	W03X0893 -78R
<b>EXTERNAL AIR 30A</b>	W03X0893 -75A	W03X0893 -5R	W100000326 0,8mm for LC30	W100000354	W03X0893 -78R

# LC45

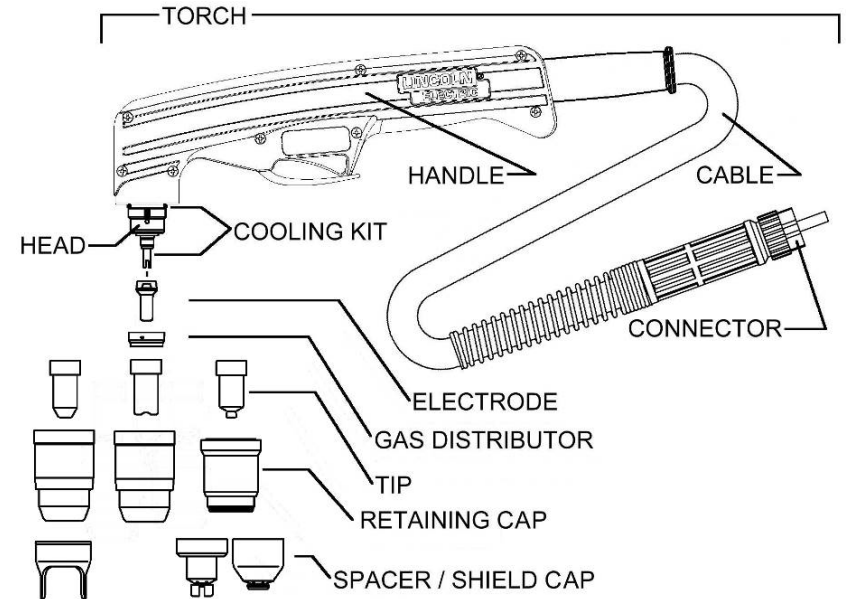
		LC105	
Torch (Hand 6m)	(1pc)		W100000327
Handle	(1pc)		W100000358
Head	(1pc)		W100000357
Cable (6m)	(1pc)		W100000359
Connector	(1pc)		W100000360
Oring	(blister 20pcs)		W100000349



Cutting process	Electrode (blister 5pcs)		Gas Distr. (blister 2pcs)	Tip (blister 5pcs)			Retaining Cap (blister 1pc)	Kits (blister 1pc)		Shield Cap (blister 2pcs)		
45A	W100000328		W100000333	W100000329			W100000340		W100000330			
Contact 45A	W100000328		W100000333	W100000329			W100000340		W100000330			
Ext Contact 45A		W100000341	W100000333			W100000342	W100000340				W100000343	
Gouging	W100000328		W100000333		W100000331		W100000340			W100000332		
Long Neck		W100000344	W100000333	W100000337			W100000345	W100000334				W100000336
Long Neck Gouging		W100000344	W100000333		W100000347		W100000345					W100000348
Level Cut			W100000333					W100000335				

# LC65

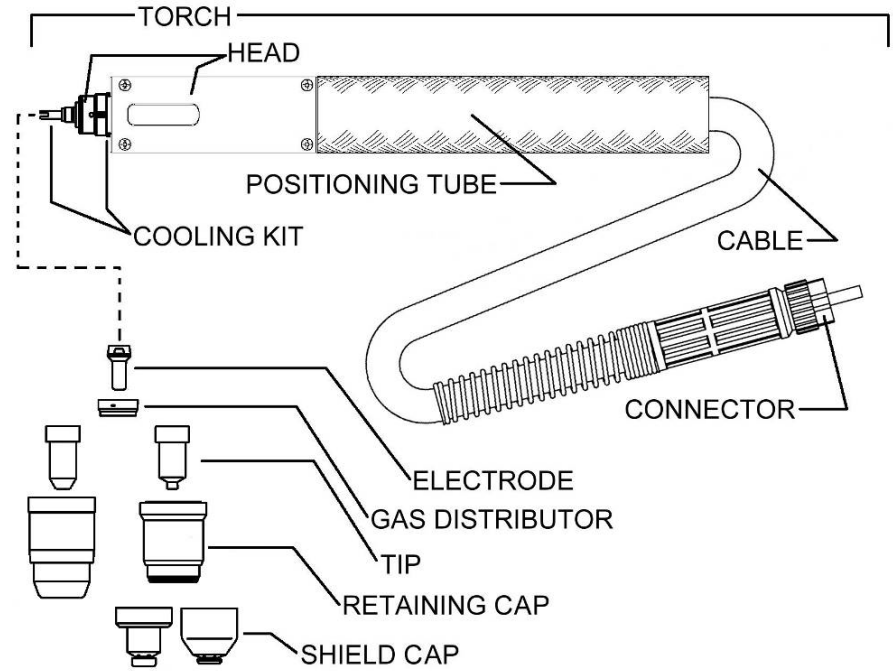
LC65		
Torch (Hand 7.5m)	(1pc)	PTH-061A-CX-7M5A
Torch (Hand 15m)	(1pc)	PTH-061A-CX-15MA
Handle	(1pc)	W0300609R
Head	(1pc)	W0300608R
Cooling Kit	(blister 1pc)	W03X0893-49R
Cable (7.5m)	(1pc)	W0300604R
Cable (15m)	(1pc)	W0300606R
Connector	(1pc)	W03X0934-4R



	Electrode (blister 5pcs)		Gas Distr. (blister 3pcs)	Tip (blister 5pcs)			Retaining Cap (blister 1pc)	Spacer (blister 2pcs)	Shield Cap (blister 2pcs)		
<b>Cutting process</b>											
<b>40A</b>	W03X0893-25A		W03X0893-50R	W03X0893-27A			W03X0893-41A	W03X0893-14R			
<b>50A</b>	W03X0893-25A		W03X0893-50R	W03X0893-28A			W03X0893-41A	W03X0893-14R			
<b>60A</b>	W03X0893-25A		W03X0893-50R	W03X0893-29A			W03X0893-41A	W03X0893-14R			
<b>Dir Contact 40A</b>	W03X0893-25A		W03X0893-50R		W03X0893-26A		W03X0893-41A				
<b>Contact 50A</b>	W03X0893-25A		W03X0893-50R		W03X0893-33A		W03X0893-43A		W03X0893-44A		
<b>Contact 60A</b>	W03X0893-25A		W03X0893-50R		W03X0893-34A		W03X0893-43A		W03X0893-44A		
<b>Ext Contact 40A</b>		W03X0893-53A	W03X0893-50R			W03X0893-40A	W03X0893-43A			W03X0893-21A	
<b>Ext Contact 60A</b>		W03X0893-53A	W03X0893-50R			W03X0893-54A	W03X0893-43A			W03X0893-21A	
<b>Gouging</b>	W03X0893-25A		W03X0893-50R		W03X0893-39A		W03X0893-43A				W03X0893-48A

## LC65M – LC65M GEAR RACK

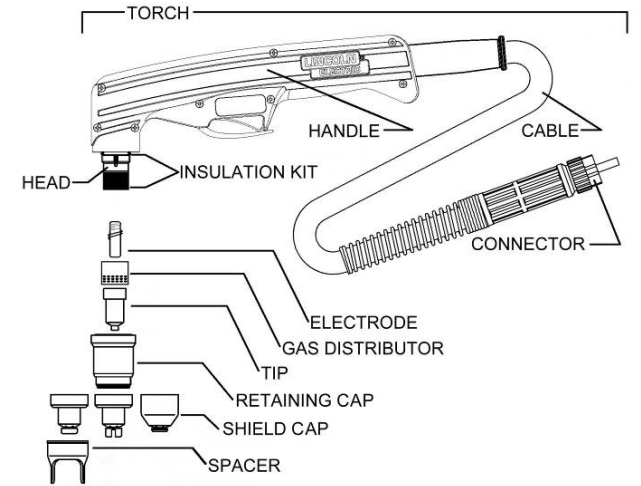
	LC65M	LC65M GEAR RACK
Torch (Machine 7.5m) (1pc)	PTM-061A-CX-7M5A	PTR-061A-CX-7M5A
Torch (Machine 15m) (1pc)	PTM-061A-CX-15MA	PTR-061A-CX-15MA
Positioning tube (1pc)	W0300603R	W0300624R
Head (1pc)	W0300610R	
Cooling Kit (blister 1pc)	W03X0893-49R	
Cable (7.5m) (1pc)	W0300605R	
Cable (15m) (1pc)	W0300607R	
Connector (1pc)	W03X0934-4R	



	Electrode (blister 5pcs)	Gas Distr. (blister 3pcs)	Tip (blister 5pcs)		Retaining Cap (blister 1pc)		Shield Cap (blister 2pcs)	
Cutting process								
40A	W03X0893 -25A	W03X0893 -50R	W03X0893 -27A		W03X0893 -41A			
50A	W03X0893 -25A	W03X0893 -50R	W03X0893 -28A		W03X0893 -41A			
60A	W03X0893 -25A	W03X0893 -50R	W03X0893 -29A		W03X0893 -41A			
Shielded 40A	W03X0893 -25A	W03X0893 -50R		W03X0893 -52A		W03X0893 -43A	W03X0893 -46A	
Shielded 50A	W03X0893 -25A	W03X0893 -50R		W03X0893 -33A		W03X0893 -43A	W03X0893 -46A	
Shielded 60A	W03X0893 -25A	W03X0893 -50R		W03X0893 -34A		W03X0893 -43A	W03X0893 -46A	
Gouging	W03X0893 -25A	W03X0893- 50R		W03X0893 -39A		W03X0893 -43A		W03X0893 -48A

# LC105

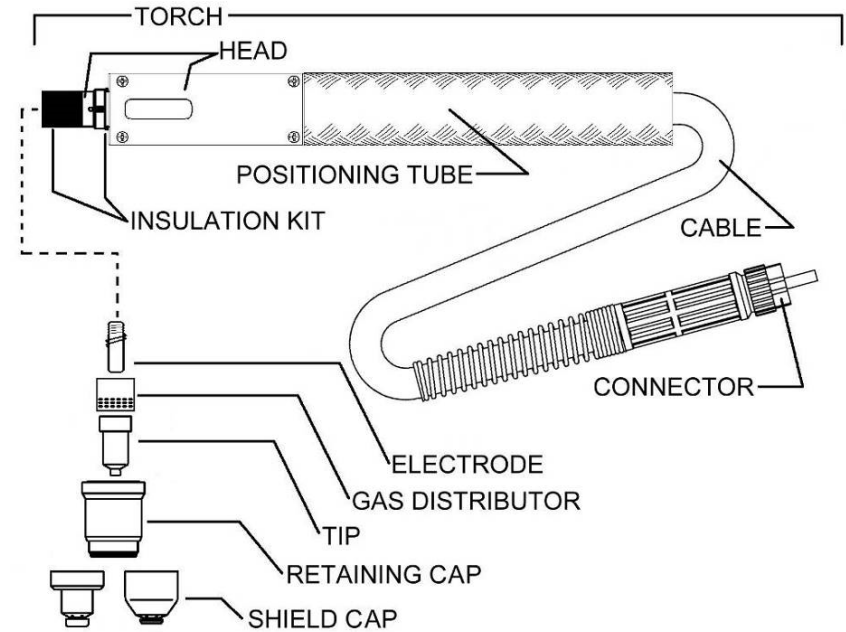
LC105		
Torch (Hand 7.5m)	(1pc)	PTH-101A-CX-7M5A
Torch (Hand 15m)	(1pc)	PTH-101A-CX-15MA
Handle	(1pc)	W0300609R
Head	(1pc)	W0300618R
Insulation Kit	(blister 1pc)	W03X0893-71R
Cable (7.5m)	(1pc)	W0300620R
Cable (15m)	(1pc)	W0300621R
Connector	(1pc)	W03X0934-8R









Cutting process	Electrode (blister 5pcs)		Gas Distr. (blister 2pcs)	Tip (blister 5pcs)		Retaining Cap (blister 1pc)	Spacer (blister 2pcs)		Shield Cap (blister 2pcs)		
40A	W03X0893 -60A		W03X0893 -70R	W03X0893 -61A		W03X0893 -66A	W03X0893 -14R	W03X0893 -68A			
60A	W03X0893 -60A		W03X0893 -70R	W03X0893 -62A		W03X0893 -66A	W03X0893 -14R	W03X0893 -68A			
80A	W03X0893 -60A		W03X0893 -70R	W03X0893 -63A		W03X0893 -66A	W03X0893 -14R	W03X0893 -68A			
100A	W03X0893 -60A		W03X0893 -70R	W03X0893 -64A		W03X0893 -66A	W03X0893 -14R	W03X0893 -68A			
Contact 40A	W03X0893 -60A		W03X0893 -70R	W03X0893 -61A		W03X0893 -66A			W03X0893 -67A		
Contact 60A	W03X0893 -60A		W03X0893 -70R	W03X0893 -62A		W03X0893 -66A			W03X0893 -67A		
Contact 80A	W03X089 3-60A		W03X0893 -70R	W03X0893 -63A		W03X0893 -66A			W03X0893 -67A		
Contact 100A	W03X089 3-60A		W03X0893 -70R	W03X0893 -64A		W03X0893 -66A			W03X0893 -67A		
Ext Contact 40A		W03X0893 -57A	W03X0893 -70R		W03X0893 -58A	W03X0893 -66A				W03X0893 -74A	
Ext Contact 60A		W03X0893 -57A	W03X0893 -70R		W03X0893 -59A	W03X0893 -66A				W03X0893 -74A	
Ext Contact 80A		W03X0893 -57A	W03X0893 -70R		W03X0893 -72A	W03X0893 -66A				W03X0893 -74A	
Ext Contact 100A		W03X0893 -57A	W03X0893 -70R		W03X0893 -73A	W03X0893 -66A				W03X0893 -74A	
Gouging	W03X0893 -60A		W03X0893 -70R	W03X0893 -65A		W03X0893 -66A					W03X0893 -69A

## LC105M – LC105M GEAR RACK

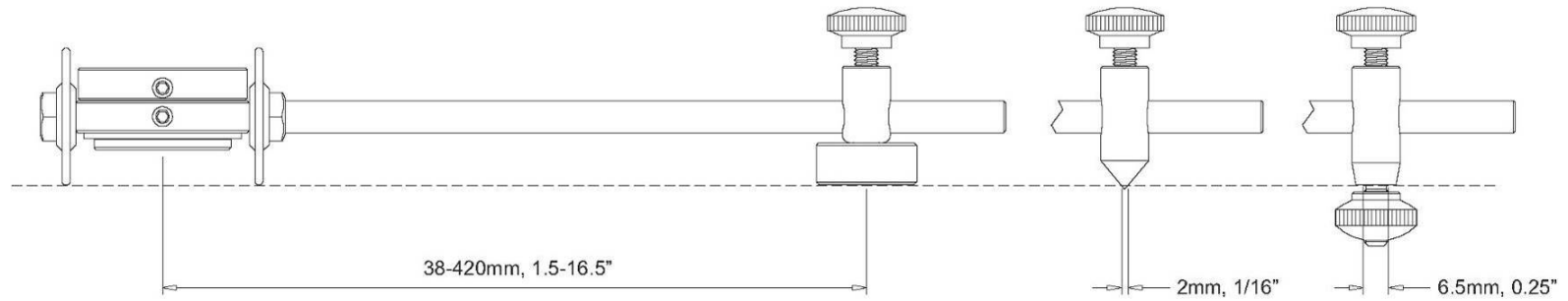
		LC105M	LC105M GEAR RACK
Torch (Machine 7.5m)	(1pc)	PTM-101A-CX-7M5A	PTR-101A-CX-7M5A
Torch (Machine 15m)	(1pc)	PTM-101A-CX-15MA	PTR-101A-CX-15MA
Positioning tube	(1pc)	W0300603R	W0300624R
Head	(1pc)	W0300619R	
Insulation Kit	(blister 1pc)	W03X0893-71R	
Cable (7.5m)	(1pc)	W0300622R	
Cable (15m)	(1pc)	W0300623R	
Connector	(1pc)	W03X0934-8R	



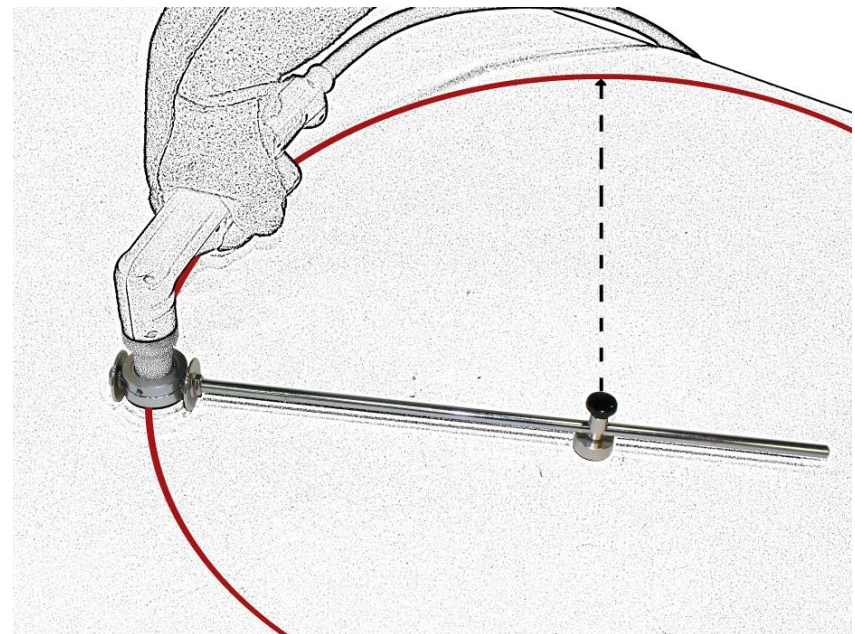
	Electrode (blister 5pcs)	Gas Distr. (blister 2pcs)	Tip (blister 5pcs)	Retaining Cap (blister 1pc)	Shield Cap (blister 2pcs)	
Cutting process						
40A	W03X0893-101A	W03X0893-102R	<b>W03X0893-104A</b>	W03X0893-66A W03X0893-112A (OHMIC)	W03X0893-110A	
40A PREMIUM						
60A	W03X0893-101A	W03X0893-102R	<b>W03X0893-105A</b>	W03X0893-66A W03X0893-112A (OHMIC)	W03X0893-110A	
60A PREMIUM						
80A	W03X0893-101A	W03X0893-102R	<b>W03X0893-106A</b>	W03X0893-66A W03X0893-112A (OHMIC)	W03X0893-110A	
80A PREMIUM						
100A	W03X0893-101A	W03X0893-103R	<b>W03X0893-107A</b>	W03X0893-66A W03X0893-112A (OHMIC)	W03X0893-111A	
100A PREMIUM						
Gouging	W03X0893-101A	W03X0893-70R	W03X0893-65A	W03X0893-66A W03X0893-112A (OHMIC)		W03X0893-69A

**LC25 - LC40 - LC60 - LC65 - LC80 - LC100 - LC105**

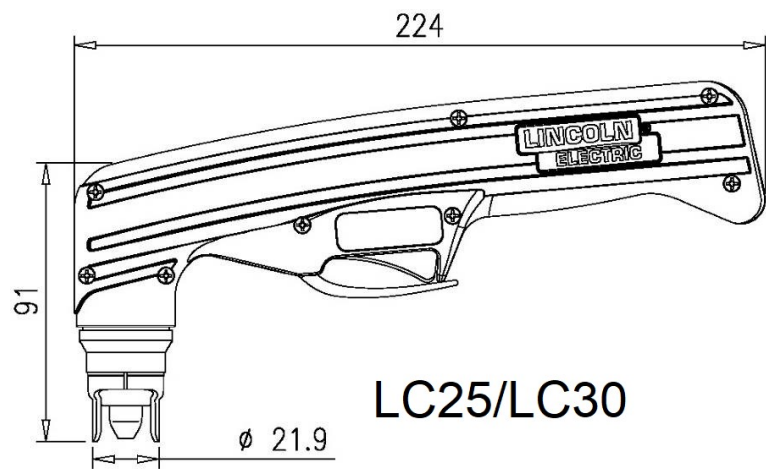
**LC Circle Kit (optional)**



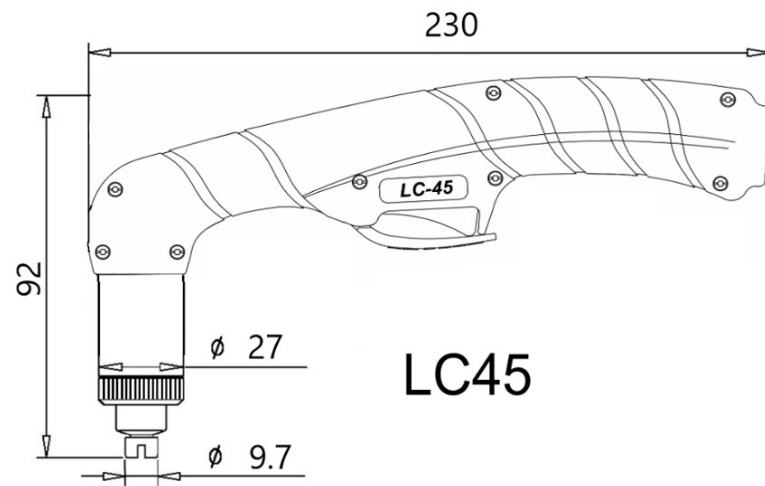
**W0300699A LC Circle Kit (optional)**



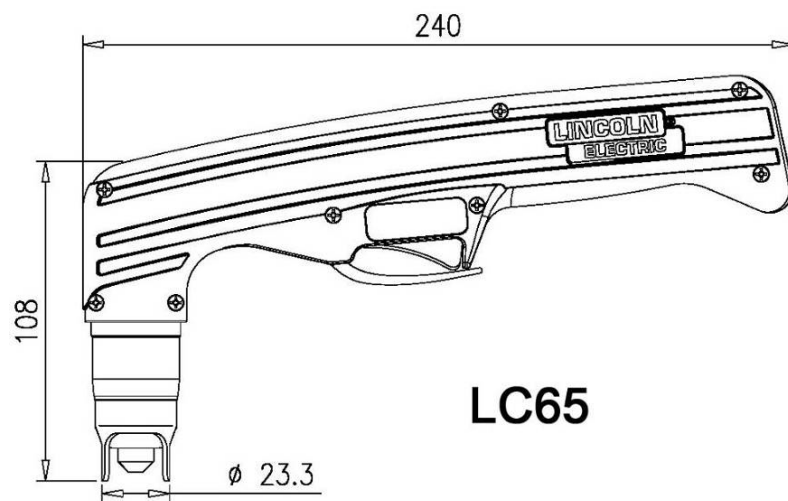
## Torches Dimensions



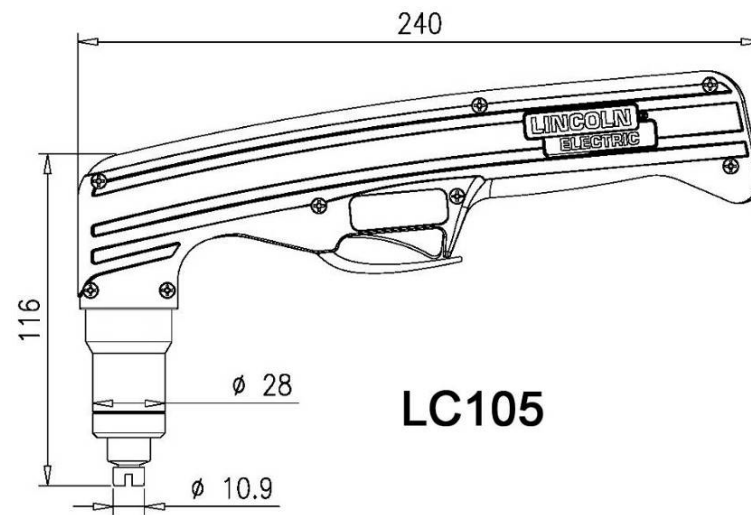
LC25/LC30



LC45

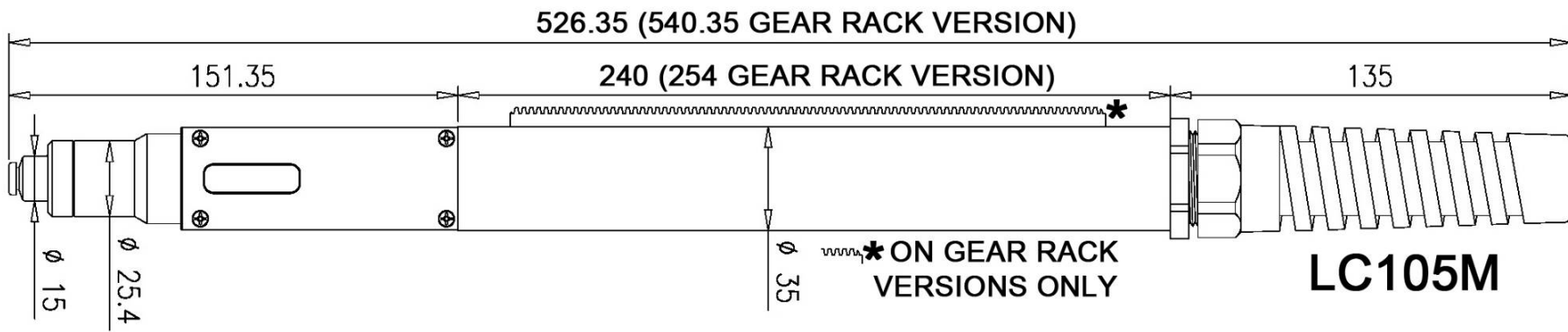
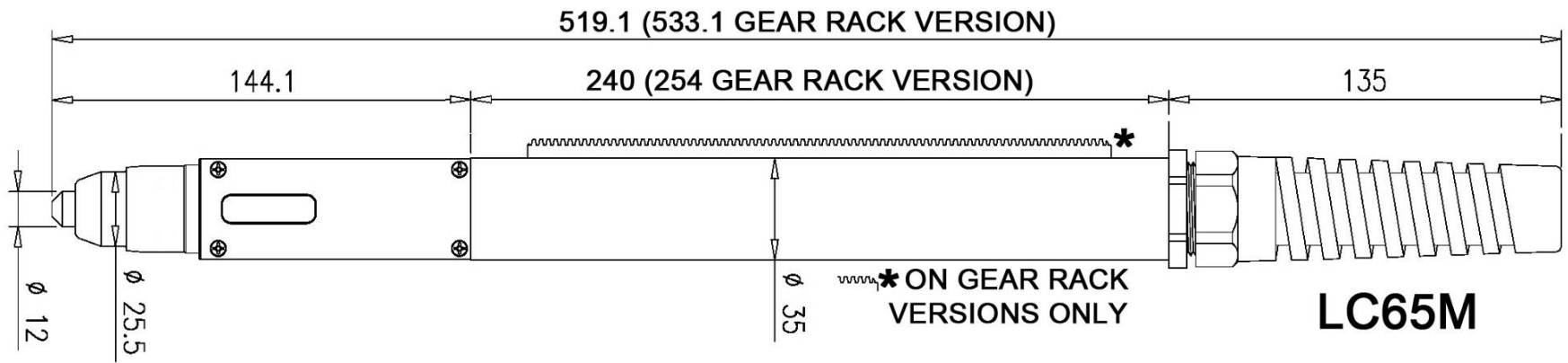


LC65



LC105





Thank you for choosing 